


Installing Microsoft SQL Server JDBC Driver 3.0

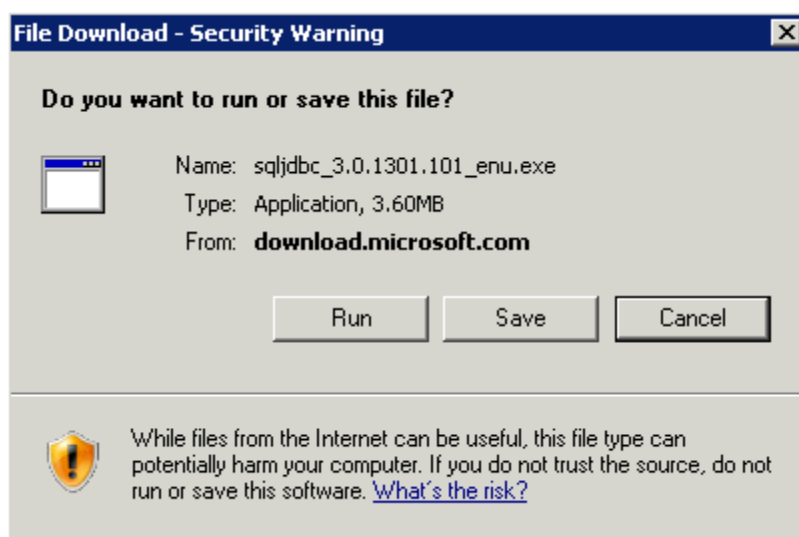
Download the jar file from

<http://www.microsoft.com/downloads/en/details.aspx?FamilyID=%20a737000d-68d0-4531-b65d-da0f2a735707&displaylang=en>

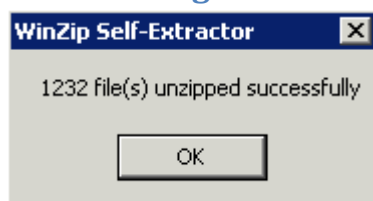
Select the appropriate installer for windows or linux (windows shown)



Run the Installer



You should get this result:



Close the Unzip window

Read the installation instructions at

<unzip directory>\sqljdbc_3.0\enu\install.txt

Copy the sqljdbc.jar file to the Apelon\DTS Editor 3.5\lib directory

